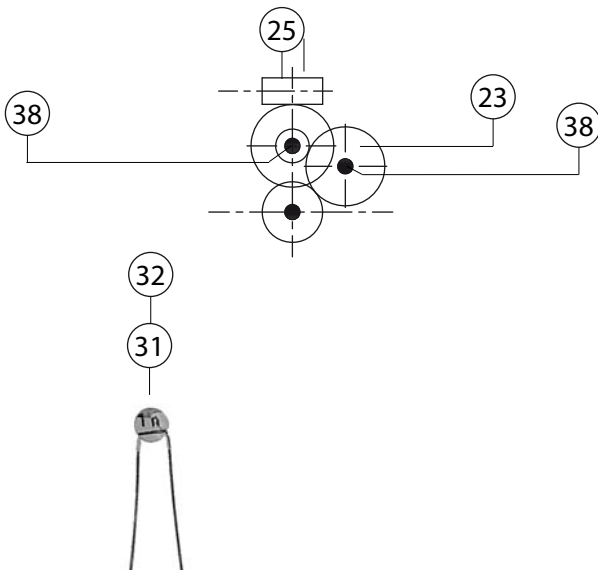

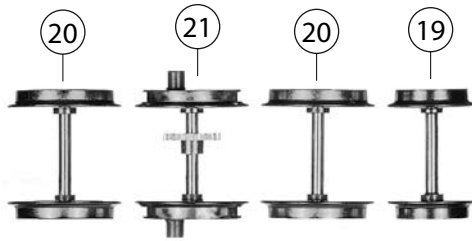


Pos. Nr. Pos. no.	Beschreibung Description	Art.-Nr. Art. no.	Preisgruppe Price bracket
1	LOKGEHAEUSE F. 403203 Body assembly complete	10403203	035
2	GEHÄUSEUNTERTEIL KPL.M.PUFFER Rear body framework complete with buffers	11403203	019
3	LICHTLEITER-SATZ (o.Abb.) Light conductor set (w/o illustration)	00134030	011
4	PFEIFE Whistle	00194614	002
5	HANDRAD F.BR 91 Hand wheel	00194716	006
6	REICHSBAHNLATERNE VORN REICHSBAHN LAMP Rear lamp	00194804	008
7	LATERNE HINTEN F.4010/4032 Rear lamp	00194805	008
8	KUPPLUNGSHAKEN Coupling hook	00194824	002
9	SCHWINGENTRAEGER-SATZ F.4030 Slide carrier -set	00194836	008
10	KUKU-DEICHSSEL F.BR 70 U.91 Short coupling reception	00384017	006
11	FAHRGESTELL KPL. OHNE MOTOR Chassis complete w/o motor	40393203	038
12	STEUERUNG KPL.F.BR 91 Reversing gear complete	42403001	028
13	HAUPTLUFTBEHALTER ROT Main air tank, red	00444030	005
14	RAUCHKAMMERTRAE.M.ZYLINDER Smoke box support with cylinders	45403203	016
15	MOTOR M.SCHW.F.BR 91 Motor	00504030	030
16	HALTER F.DECODER IN 1030/1070 (o. Abb.) Decoder support (w/o illustration)	00504906	007
17	MOTORHALTEBUEGEL F.BR 70 U.91 Motor retainer clip	00504908	005
18	KOEHLENHALTER Brush holder	00507801	001
19	VORL.RADSATZ F.1030 Carrying wheelset complete	00534067	012
20	KUPPEL-RS O.N.O.Z.F.1030 Coupled wheelset w/o traction tyre w/o gear wheel	00534068	014
21	TREIB-RS M.N.M.Z.F.1030 Driving wheel set with traction tyre, with gear wheel	00534069	016
22	HAFTREIFEN H0 Traction tyre H0	00544006	001
23	ZAHNRAD Z:21 SCHWARZ Gear wheel Z=21	00564163	005
24	DISTANZRING BRUENIERT Spacer ring	00564776	002
25	SCHNECKE D = 4,5MM L = 8MM Worm gear	00567606	006
26	STROMABNEHMEREINSATZ F.1030 Power pick-up assembly	00601030	018
27	GLÜHLAMPE Bulb	00621030	012
28	GLÜHLAMPE Bulb	00621337	008
29	LAMPENHALTER MIT LAMPENKONTAKT Lamp support with lamp contact	63393203	021
30	ENTSTOERDROSSEL(MAERKLIN) (o.Abb.) Suppressor choke (Maerklin) (w/o illustration)	00644102	005
31	ENTSTOERKONDENSATOR Suppression capacitor	00644202	006
32	KONDENSATOR Capacitor	00644206	005
33	SCHLEIFER (o. Abb.) Center pick-up (w/o illustration)	00692022	012
34	KS-SENKKOPF-SCHRAUBE Countersunk Philips screw	00702405	001
35	KS-SCHRAUBE Philips screw	00704404	001



393203		BR T9 KWStE	1102	~	HO
Pos. Nr. Pos.no.	Beschreibung Description	Art.-Nr. Art.no.	Preisgruppe Price bracket		
36	BLECHSCHRAUBE M.KREUZSCHLITZ Tapping screw	00713309	001		
37	SENKKOPFSCHR.F.SCHLEIFER 1030 Countersunk screw for pick-up	00730038	007		
38	ZYLINDERSTIFT 2 X 10 Cylinder pin 2x10	00730538	001		
39	GEST.BOLZEN LANG Long linkage pin	00730551	002		
40	GEST.BOLZEN KURZ Short linkage pin	00730552	002		
41	STANGENPUFFER GEWOELBT BR 91 Plug-in shank buffer, curved	00754036	004		
42	STANGENPUFFER FLACH BR 91 DRG Plug-in shank buffer, flat	00754035	004		
43	RAHMENVORDERTEIL MIT PUFFER Front side framework with buffer	75403203	020		
44	DRUCKFEDER F.LOK-TENDER-KUKU Pressure spring for loco-tender short coupling	00767012	001		
45	BLATTFEDER VORN F.KUPPELACHSE Front Flat spring for coupled wheelset	00764321	001		
46	BLATTFEDER HINT.F.KUPPELACHSE Rear flat spring for coupled wheelset	00764322	001		
	FLEISCHMANN KUPPLUNG Fleischmann coupling	6510	---		
	STECK-TAUSCHKUPPLUNG Standard coupling	6511	---		
	PROFI-STECKKUPPLUNG Profi coupling	6515	---		
	ERSATZ-SCHLEIFKOHLEN Carbon brushes set	6518	---		