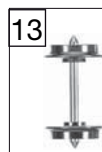
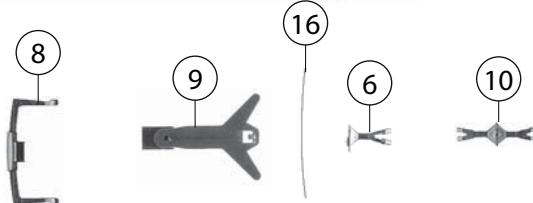

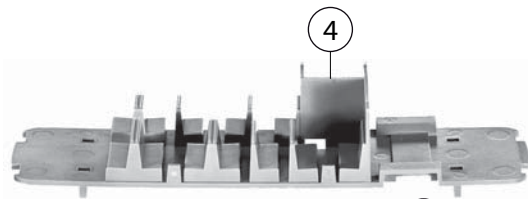



| Pos. Nr. Pos. no. | Beschreibung Description | Art.-Nr. Art. no. | Preisgruppe Price bracket |
|----------------------|--|----------------------|------------------------------|
| 440571 | BR VT95 DB | 959495+ 142267 | HO |
| 1 | GEHAEUSE F.MOT.WAGEN VT 95 (n. lieferb.) Body assembly complete (motor coach) (n. avail.) | | |
| 2 | WAGENBODEN F.TRIEBWAGEN (n. lieferb.) Motor coach chassis | | |
| 3 | INNENBELEUCHTUNG-S. F.TRIEBW. Interior lighting -set (motor coach) | 00134405 | 024 |
| 4 | FENSTER-S. F.TRIEBWAGEN Set of windows (motor coach) | 00144405 | 018 |
| 5 | INNENEINRICHTUNG F.TRIEBWAGEN Interior fittings for motor coach | 00151405 | --- |
| 6 | AUFSTECKLAMPE M.LINSE-S. Attachment lamp with lens set | 00194834 | 012 |
| 7 | KUPPLUNGSSATZ F.4405/4406 Coupling imitation | 00194835 | 005 |
| 8 | FRONTWAND M.SCHUERZE F. 4405/6 Front wall with skirt -set | 00334405 | 014 |
| 9 | KUKU-DEICHSEL Short coupling reception | 00385005 | 004 |
| 10 | KUPPELSTANGE F.4405/06/07/08 Coupling rod | 00386009 | 005 |
| 11 | FAHRGESTELL KPL.O.MOTOR (n. lieferb.) Chassis complete w/o motor (not available) | | |
| 12 | ACHSHALTER-SATZ Axle guard -set | 00434405 | 009 |
| 13 | MOTOR KPL.M.SCHWUNGMASSE Motor, complete with flywheel | 00504405 | 029 |
| | KOEHLENHALTER (o. Abb.) Brush holder (w/o illustr.) | 00507801 | 001 |
| 15 | MOTORHALTEBUEGEL Motor retainer clip | 00507903 | 004 |
| 16 | SCHEIBENRAD ISO. Disc type wheel, insulated | 00514341 | 006 |
| 17 | SCHEIBENRAD Disc type wheel | 00514342 | 006 |
| 18 | ACHSE Axle | 00524008 | 005 |
| | ACHSE (o. Abb.) Axle (w/o illustr.) | 00527008 | 001 |
| 20 | RADSATZ M.Z.F.4405 Wheelset with gear | 00534058 | 012 |
| 21 | UNTERSETZUNGSRAD Z:16/12 SCHWA Reduction gear wheel Z:16/12, black | 00564159 | 006 |
| 22 | ZAHNRAD Z:13 F.4405 Gear wheel Z:13 | 00564160 | 006 |
| 23 | SCHNECKE D = 4MM L = 5MM Worm gear | 00567601 | 007 |
| 24 | ZUSATZSTROMABNEHMEREINSATZ Additional power pick-up assy | 00604406 | 017 |
| 25 | STROMABNEHMEREINSATZ F.4405/07 Power pick-up assy | 06044051 | --- |
| 26 | SELENPLAETTCHEN Selenium chip | 00644000 | 001 |
| | ENTSTOERDROSSEL (o. Abb.) Suppressor choke (w/o illustr.) | 00644101 | 007 |
| | ENTSTOERKONDENSATOR (o. Abb.) Anti-noise capacitor (w/o illustr.) | 00644202 | 006 |
| | KONDENSATOR (o. Abb.) Capacitor (w/o illustr.) | 00644206 | 005 |
| 30 | KONTAKTPILZGARNITUR L:11,5 MM Contacter pin assembly | 00644403 | 011 |
| 31 | STOSSFEDERBUEGEL F.4405,4406 Clamp type buffer | 00754028 | 002 |
| 32 | DRAHTRICHTFEDER L=27 MM Thread straightening spring l=27mm | 00764016 | 002 |
| | STECK-TAUSCHKUPPLUNG (o. Abb.) Standard- plug-in coupling (w/o illustration) | 6510 | --- |
| | PROFI-STECHKUPPLUNG (o. Abb.) Profi plug-in coupling (w/o illustration) | 6515 | --- |
| | ERSATZ-SCHLEIFKOHLEN (o. Abb.) Carbon brushes (w/o illustration) | 6518 | --- |
| 36 | ERS.-GLUEHLAMPE KLAR M.STECKFA Replacement bulb clear with plug-in socket | 00006535 | 008 |



| 440571 | | BR VT95 DB | 959495+ 142267 | | = | HO |
|---------------------|--|---------------------|------------------------------|--|---|----|
| Pos. Nr. Pos.no. | Beschreibung Description | Art.-Nr. Art.no. | Preisgruppe Price bracket | | | |
| 1 | GEHAEUSE F.BEIWAGEN VB 142 (n. lieferb.) Body assembly complete (trailer coach) (n. avail.) | | | | | |
| 2 | INNENBELEUCHTUNG-S. F.BEIWAGEN Interior lighting -set (trailer coach) | 00134406 | 023 | | | |
| 3 | FENSTER-S. F.BEIWAGEN Set of windows (trailer coach) | 00144406 | 017 | | | |
| 4 | INNENEINRICHTUNG F. BEIWAGEN Interior fittings for trailer coach | 15440501 | 011 | | | |
| 5 | BESCHWERUNG-SATZ Ballast set | 00164406 | 009 | | | |
| 6 | KUPPLUNGSATTRAPPE F.4405/4406 Coupling imitation | 00194835 | 005 | | | |
| 7 | WAGENBODEN F.BEIWAGEN (n. lieferb.) Trailer coach chassis (not available) | | | | | |
| 8 | FRONTWAND M.SCHUERZE F. 4405/6 Front wall with skirt -set | 00334405 | 014 | | | |
| 9 | KUKU-DEICHSEL Short coupling reception | 00385005 | 004 | | | |
| 10 | KUPPELSTANGE F.4405/06/07/08 Coupling rod | 00386009 | 005 | | | |
| 11 | SCHEIBENRAD ISO. Disc type wheel, insulated | 00514341 | 006 | | | |
| 12 | SCHEIBENRAD Disc type wheel | 00514342 | 006 | | | |
| 13 | RADSATZ F.4406 Wheelset | 00534059 | 008 | | | |
| 14 | SELENPLAETTCHEN Selenium chip | 00644000 | 001 | | | |
| 15 | STOSSFEDERBUEGEL F.4405,4406 Clamp type buffer | 00754028 | 002 | | | |
| 16 | DRAHTRICHTFEDER L=27 MM Thread straightening spring l=27mm | 00764016 | 002 | | | |
| | STECK-TAUSCHKUPPLUNG (o. Abb.) Standard- plug-in coupling (w/o illustration) | 6510 | --- | | | |
| | PROFI-STECKKUPPLUNG (o. Abb.) Profi plug-in coupling (w/o illustration) | 6515 | --- | | | |
| 19 | ERS.-GLUEHLAMPE KLAR M.STECKFA Replacement bulb clear with plug-in socket | 00006535 | 008 | | | |