
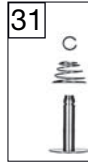

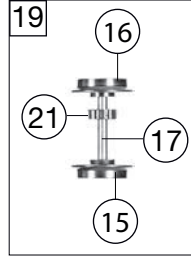
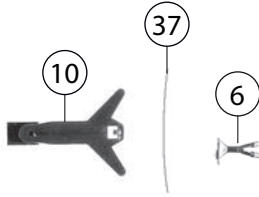
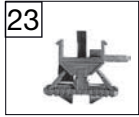


| 440572 | | BR 551 | AMFT | | = | HO |
|---------------------|---|---------------------|------------------------------|--|---|----|
| Pos. Nr. Pos.no. | Beschreibung Description | Art.-Nr. Art.no. | Preisgruppe Price bracket | | | |
| 1 | GEHÄUSE KPL. F. MOTORWAGEN Body complete, for motor coach | 10440572 | 031 | | | |
| 2 | WAGENBODEN F. MOTORWAGEN Floorplate for motor coach | 11440502 | 026 | | | |
| 3 | INNENBELEUCHTUNG KPL.F. MOTORW Illumination complete for motor coach | 134814712 | 024 | | | |
| 4 | FENSTER-SATZ F. MOTORWAGEN Motor coach window -set | 14440572 | 018 | | | |
| 5 | INNENEINRICHTUNG F. TRIEBWAGEN Interior fittings for motor coach | 154813762 | 016 | | | |
| 6 | KUPPLUNGSATTRAPPE Coupling imitation | 00194835 | 005 | | | |
| 7 | STIRNLAMPEN-SATZ Headlight set | 19493700 | 012 | | | |
| 8 | WAGENBODEN KPL. F. MOTORWAGEN Motor coach floor plate | 30440502 | 017 | | | |
| 9 | FRONTWAND MIT SCHÜRZE Front wall with skirt | 33440502 | 014 | | | |
| 10 | DEICHSEL Short coupling reception | 00385005 | 004 | | | |
| 11 | ACHSHALTER -SATZ Set of axle retainers | 00434405 | 009 | | | |
| 12 | MOTOR KPL.M.SCHWUNGMASSE Motor with flywheel, complete | 00504405 | 029 | | | |
| 13 | KOHLLENHALTER Brush holder | 00507801 | 001 | | | |
| 14 | MOTORHALTEBUEGEL Motor retainer clip | 00507903 | 004 | | | |
| 15 | SCHEIBENRAD SCHW. VERN. UGR. Disc type wheel, nickel-plated, black | 00514341 | 006 | | | |
| 16 | SCHEIBENRAD SCHW. VERN. Disc type wheel, nickel-plated, black | 00514342 | 006 | | | |
| 17 | ACHSE VERN. Axle nickelplated | 00524008 | 005 | | | |
| 18 | ACHSE Axle | 00527008 | 001 | | | |
| 19 | RADSATZ KPL. Wheelset complete | 00534058 | 012 | | | |
| 20 | UNTERSETZUNGSRAD Reduction gear wheel | 00564159 | 006 | | | |
| 21 | ZAHNRAD Gear wheel | 00564160 | 006 | | | |
| 22 | SCHNECKE D = 4MM L = 5MM Worm gear D=4mm, L=5mm | 00567601 | 007 | | | |
| 23 | ZUSATZSTROMABNEHMEREINSATZ Auxiliary power pick-up assy | 00604406 | 017 | | | |
| 24 | STROMABNEHMEREINSATZ Power pick-up assembly | 06044051 | 026 | | | |
| 25 | LEITERPLATTE MIT DIODE Pcb with diode | 64402100 | 002 | | | |



| 440572 | | BR 551 | AMFT | | = | HO |
|---------------------|--|---------------------|------------------------------|--|---|----|
| Pos. Nr. Pos.no. | Beschreibung Description | Art.-Nr. Art.no. | Preisgruppe Price bracket | | | |
| 26 | LEITERPLATTE MIT DIODE Pcb with diode | 64402000 | 002 | | | |
| 27 | ENTSTOERDROSSEL Suppressor choke | 00644101 | 007 | | | |
| 28 | KONDENSATOR Capacitor | 64420900 | 005 | | | |
| 29 | KONDENSATOR Capacitor | 00644206 | 005 | | | |
| 30 | KONDENSATOR Capacitor | 64421000 | 005 | | | |
| 31 | KONTAKTPILZGARNITUR L:11,5 MM Contacter pin assembly | 00644403 | 011 | | | |
| 32 | LAUTSPRECHER Loudspeaker | 68400400 | 016 | | | |
| 33 | HALTEBÜGEL FÜR LAUTSPRECHER Loudspeaker fixation | 68400600 | 005 | | | |
| 34 | LAUTSPRECHERAUFNAHME Loudspeaker reception | 68400700 | 016 | | | |
| | SOUND-DECODER (o.Abb.) Sound-decoder (w/o illustration) | 684405712 | 041 | | | |
| 36 | STOSSFEDERBÜGEL Spring clip | 00754028 | 002 | | | |
| 37 | DRAHTRICHTFEDER L=27 MM Thread straightening spring L=27 mm | 00764016 | 002 | | | |
| | STECKKUPPLUNG (o.Abb.) Standard coupling (w/o illustration) | 6510 | --- | | | |
| | PROFI-STECKKUPPLUNG (o.Abb.) Profi coupling (w/o illustration) | 6515 | --- | | | |
| 40 | ERSATZ-SCHLEIFKOHLEN Carbon brushes set | 6518 | --- | | | |
| 41 | ERS.-GLUEHLAMPE KLAR M.STECKFA Replacement bulb, clear, with plug-in socket | 00006535 | 008 | | | |