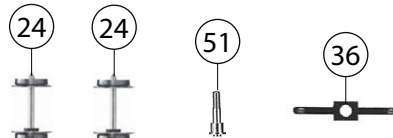


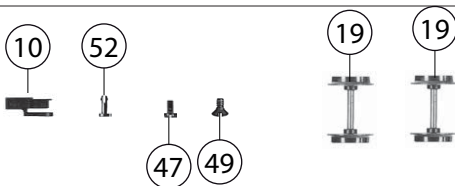



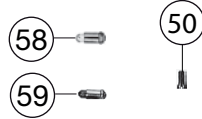


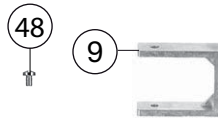
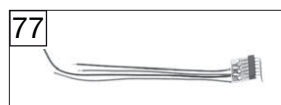




447102		Strand-Sprinter NS	2026	HO
Pos. Nr. Pos.no.	Beschreibung Description	Art.-Nr. Art.no.	Preisgruppe Price bracket	
1	Gehäuse kpl. f.Triebwagen m.Mo Motor coach body	10447102	---	
2	DACH KPL.O.PANTO.4470 TK Roof, complete, for motor coach	00124470	33	
3	LICHTLEITER-SATZ Light conductor set	00134470	13	
5	BESCHWERUNG Ballast	00164438	16	
6	HALTETRAVERSE-SATZ Pantograph isolator set	00174470	12	
8	WAGENBODEN F.4471 M.MOT. Floor plate for motor coach	00304471	17	
9	BUEGEL F.INNENBELEUCHTUNG Illumination contact plate	00354430	9	
10	KUPPLUNGSADAPTER Coupling adaptor	00384001	6	
11	DREHGESTELLBLOCK MIT MOTOR OHN Motor bogie complete with flywheel	40447102	---	
12	DREHGESTELLRAHMEN Bogie framework	00414470	11	
13	ANTRIEBSRAHMEN M.LOKFUEH Motor bogie complete with flywheel	00454470	20	
14	DREHGESTELL F.TRIEBWAGEN hinten Rear bogie for motor coach	00474470	18	
15	MOTOR Motor with flywheel	50447102	---	
16	ANKER KPL.M.SCHWUNGMASSE Rotor with integrated flywheel, complete	00504607	25	
17	LAGERSCHILD Motor PCB, insulated	50474400	---	
18	KOHLENROHRKAPPE Brush pipe cap	00504801	2	
19	L.RAD O.Z.O.N.ISO Loco wheel w/o gear, w/o trac. tyre, insulated	00514182	6	
20	L.RAD O.Z.M.N.ISO. Loco wheel w/o gear, with trac. tyre, insulated	00514183	6	
21	L.RAD M.Z.M.N. Loco wheel with gear, with trac. tyre	00514209	7	
22	L.RAD M.Z.O.N. Loco wheel with gear, w/o trac. tyre	00514232	7	
23	ACHSE GERAENDELT 20 MM Milled axle, 20mm	00524006	2	
24	RADSATZ EINS.ISO 25MM Wheelset, single side insulated	00534009	7	
25	HAFTREIFEN HO Traction tyre	00544007	1	
26	UNTERSETZUNGSRAD Z:28/13 SCHWA Reduction gear wheel Z:28/13, black	00564102	2	
27	ZWISCHENRAD Z:18 SCHWARZ Gear wheel Z:18, black	00564105	2	
28	ZWISCHENRAD Z:13 SCHWARZ Gear wheel Z:13, black	00564106	2	
29	UNTERSETZUNGSRAD Z:32/13 SCHWA Reduction gear wheel Z:32/13, black	00564107	2	
30	RITZEL Z:10 Gear wheel Z:10	00564602	4	
31	SICHERUNGSRING KLEIN Securing ring, small	00564701	1	
32	SICHERUNGSRING GROSS Securing ring, big	00564702	1	
	UNTERLEGSCH. ROT 2,3 X 5 X 0,1(o. Abb.) Washer (w/o illustr.)	00564747	1	
	UNTERLEGSCH.ROT 2,2X5X0,3 (o. Abb.) Washer, red (w/o illustr.)	00564751	1	
35	MOTORSTROMABNEHMER Motor contact clip	00614916	2	
36	BELEUCHTUNGSFEDER H0 Light contact spring H0	00614919	2	
37	STROMABNEHMERFEDER F.4470 Power pick-up spring	00614948	2	
38	ENTSTOERDROSSEL(MAERKLIN) Suppressor choke	00644102	5	
39	KONDENSATOR Capacitor	64420900	5	



36	BELEUCHTUNGSFEDER H0 Light contact spring H0	00614919	002
76	SCHALTPLATTE F.4471 O.MOTOR PCB for non-motorized coach	00654084	022
77	STECKER 6-POL.M.4 LITZEN 4471 6-pin plug with cables	00654085	020

Pos. Nr. Pos.no.	Beschreibung Description	Art.-Nr. Art.no.	Preisgruppe Price bracket
40	KONTAKTPILZGARNITUR L:10 MM Contacter pin assembly	00644407	11
41	UMSCHALTER Switch	00644470	9
42	SCHALTPLATTE F.4471 M.MOTOR PCB for motor coach	00654083	31
43	SCHNITTST.-BLINDSTECKER 6-POL. Jumper, 6-pin	00664002	13
44	EINHOLMSTROMABNEHMER Single arm pantograph	67433200	18
45	SCHRAUBE Screw	00700307	1
46	SCHRAUBE Screw	00700313	1
47	SCHRAUBE Screw	00700404	1
48	SCHRAUBE Screw	00700604	1
49	SCHRAUBE Screw	00702403	1
50	SCHRAUBE Screw	00730003	1
51	ZAPFENSCHRAUBE F.HO WAGEN Flanged bolt	00730027	2
52	SPLINT F. KUPPLUNGSADAPT Split pin for coupling adaptor	00730525	1
53	BLATTRICHTFEDER L=9,5MM Flat straightening spring l=9.5mm	00764007	1
	Fleischmann- Steckkupplung (Lok) (o. Abb.) Fleischmann plug-in coupling (loco) (w/o illustr.)	6509	---
	Standard- Steckkupplung (o. Abb.) Standard- coupling (w/o illustration)	6511	---
	PROFI-STECKKUPPLUNG (o. Abb.) Profi coupling (w/o illustration)	6515	---
	ERSATZ-SCHLEIFKOHLEN (o. Abb.) Carbon brushes (w/o illustr.)	6519	---
58	ERS.-GLUEHLAMPE KLAR M.STECKFA Replacement bulb, clear, with plug-in socket	00006535	8
59	ERS.-GLUEHLAMPE ROT M.STECKFSS Replacement bulb, red, with plug-in socket	00009531	9

3	LICHTLEITER-SATZ Light conductor set for non-motor coach	00134470	13
5	BESCHWERUNG Ballast	00164438	16
64	GEHÄUSE KPL.FÜR TRIEBWAGEN OHN Non-motorized coach body	20447102	---
65	DACH F. TRIEBW.O.MOTOR Roof for non-motorized coach body	00224470	20
66	WAGENBODEN F.4471 O.MOT. Floor plate for non-motorized coach body	00304470	18
67	MOTORDREHGESTELLBLOCK Motor bogie block	00314470	21
9	BUEGEL F.INNENBELEUCHTUNG Illumination contact plate	00354430	9
69	DREHGEST.RAHMEN M.KONT.4471-3 Bogie framework with contacts	00374471	12
10	KUPPLUNGSADAPTER Coupling adaptor	00384001	6
12	DREHGESTELLRAHMEN Bogie framework (front)	00414470	11
13	ANTRIEBSRAHMEN M.LOKFUEH Interior fitting/bogie reception with driver	00454470	20
19	L.RAD O.Z.O.N.ISO Loco wheel w/o gear, w/o. trac. tyre, insulated	00514182	6
24	RADSATZ EINS.ISO 25MM Wheelset 25mm, single side insulated	00534009	7