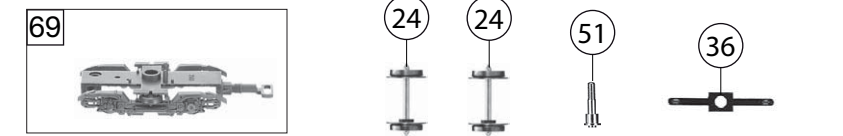
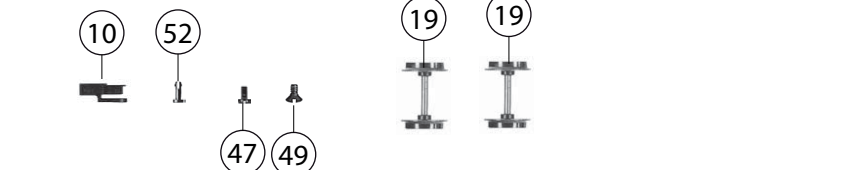


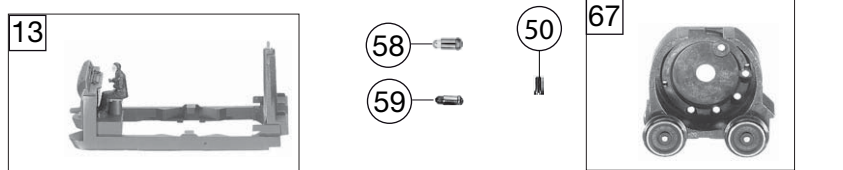
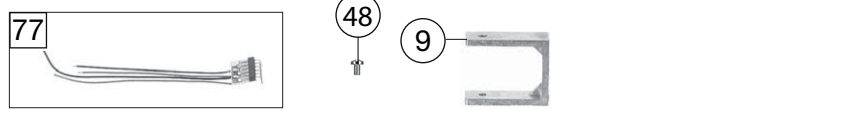

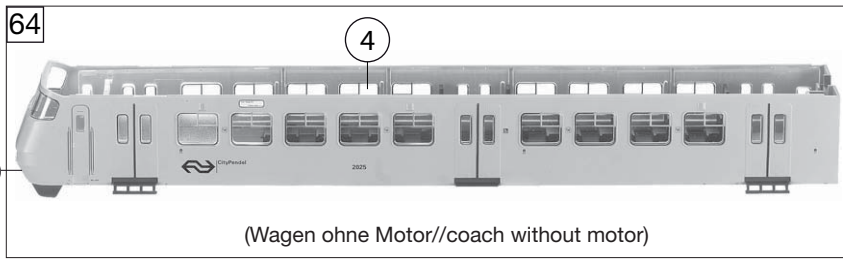


481310 City-Pendel (Plan Y) **NS** 2123 **HO**

Pos. Nr. Pos.no.	Beschreibung Description	Art.-Nr. Art.no.	Preisgruppe Price bracket
1	GEHÄUSE KPL. f.Triebw. m. Motor Motor coach body	10481310	---
2	DACH KPL.FÜR TRIEBWAGEN MIT MO Roof, complete, for motor coach	12481107	024
3	FLUTLICHTLEITER-SATZ Light conductor set	13481107	013
4	FENSTER-SATZ Window set	14481107	018
5	BESCHWERUNG Ballast	00164438	016
6	HALTETRAVERSE-SATZ Pantograph isolator set	00174470	012
7	KUEHLKASTEN F.4471 Air condition box	00194622	008
8	WAGENBODEN F.4471 M.MOT. Floor plate for motor coach	00304471	017
9	BUEGEL F.INNENBELEUCHTUNG Illumination contact plate	00354430	009
10	KUPPLUNGSADAPTER Coupling adaptor	00384001	006
11	MOTORDREHGESTELL M.SCHWUNGM. Motor bogie complete with flywheel	40447102	035
12	DREHGESTELLRAHMEN Bogie framework	00414470	011
13	ANTRIEBSRAHMEN M.LOKFUEH Interior fitting/bogie reception with driver	00454470	020
14	DREHGESTELL F.TRIEBWAGEN Rear bogie for motor coach	00474470	018
15	MOTOR M.SCHWUNGMASSE F.4471 Motor with flywheel	50447102	---
16	ANKER KPL.M.SCHWUNGMASSE Rotor with integrated flywheel, complete	00504607	025
17	LAGERSCHILD ISOL.F.ANK. 504607 Motor PCB, insulated	50474400	---
18	KOHLENROHRKAPPE Brush pipe cap	00504801	002
19	L.RAD O.Z.O.N.ISO Loco wheel w/o gear, w/o trac. tyre, insulated	00514182	006
20	L.RAD O.Z.M.N.ISO. Loco wheel w/o gear, with trac. tyre, insulated	00514183	006
21	L.RAD M.Z.M.N. Loco wheel with gear, with trac. tyre	00514209	007
22	L.RAD M.Z.O.N. Loco wheel with gear, w/o trac. tyre	00514232	007
23	ACHSE GERAENDELT 20 MM Milled axle, 20mm	00524006	002
24	RADSATZ EINS.ISO 25MM Wheelset, single side insulated	00534009	007
25	HAFTREIFEN HO Traction tyre	00544007	001
26	UNTERSETZUNGSRAD Z:28/13 SCHWA Reduction gear wheel Z:28/13, black	00564102	002
27	ZWISCHENRAD Z:18 SCHWARZ Gear wheel Z:18, black	00564105	002
28	ZWISCHENRAD Z:13 SCHWARZ Gear wheel Z:13, black	00564106	002
29	UNTERSETZUNGSRAD Z:32/13 SCHWA Reduction gear wheel Z:32/13, black	00564107	002
30	RITZEL Z:10 Gear wheel Z:10	00564602	004
31	SICHERUNGSRING KLEIN Securing ring, small	00564701	001
32	SICHERUNGSRING GROSS Securing ring, big	00564702	001
	UNTERLEGSCH. 2,3 X 5 X 0,1 (o. Abb.) Washer (w/o illustr.)	00564747	001
	UNTERLEGSCH.ROT 2,2X5X0,3 (o. Abb.) Washer, red (w/o illustr.)	00564751	001
35	MOTORSTROMABNEHMER Motor contact clip	00614916	002
36	BELEUCHTUNGSFEDER HO Light contact spring HO	00614919	002
37	STROMABNEHMERFEDER F.4470 Power pick-up spring	00614948	002



36	BELEUCHTUNGSFEDER H0 Light contact spring H0	00614919	002
76	SCHALTPLATTE F.4471 O.MOTOR PCB for non-motorized coach	00654084	022
77	STECKER 6-POL.M.4 LITZEN 4471 6-pin plug with cables	00654085	020

Pos. Nr. Pos. no.	Beschreibung Description	Art.-Nr. Art. no.	Preisgruppe Price bracket
481310 City-Pendel (Plan Y) NS 2123 = HO			
38	ENTSTOERDROSSEL(MAERKLIN) Suppressor choke	00644102	005
39	KONDENSATOR Capacitor	64420900	005
40	KONTAKTPILZGARNITUR L:10 MM Contacter pin assembly	00644407	011
41	UMSCHALTER Switch	00644470	009
42	SCHALTPLATTE F.4471 M.MOTOR PCB for motor coach	00654083	031
43	SCHNITTST.-BLINDSTECKER 6-POL. Jumper, 6-pin	00664002	013
44	EINHOLMSTROMABNEHMER Single arm pantograph	67433200	018
45	SCHRAUBE Screw	00700307	001
46	SCHRAUBE Screw	00700313	001
47	SCHRAUBE Screw	00700404	001
48	SCHRAUBE Screw	00700604	001
49	SCHRAUBE Screw	00702403	001
50	SCHRAUBE Screw	00730003	001
51	ZAPFENSCHRAUBE F.HO WAGEN Flanged bolt	00730027	002
52	SPLINT F. KUPPLUNGSADAPT Split pin for coupling adaptor	00730525	001
53	BLATTRICHTFEDER L=9,5MM Flat straightening spring l=9.5mm	00764007	001
	Fleischmann- Steckkupplung (Lok) (o. Abb.) Fleischmann plug-in coupling (loco) (w/o illust.)	6509	---
	Standard- Steckkupplung (o. Abb.) Standard- coupling (w/o illustration)	6511	---
	PROFI-STECKKUPPLUNG (o. Abb.) Profi coupling (w/o illustration)	6515	---
	ERSATZ-SCHLEIFKOHLEN (o. Abb.) Carbon brushes (w/o illustr.)	6519	---
58	ERS.-GLUEHLAMPE KLAR M.STECKFA Replacement bulb, clear, with plug-in socket	00006535	008
59	ERS.-GLUEHLAMPE ROT M.STECKFSS Replacement bulb, red, with plug-in socket	00009531	009
3	FLUTLICHTLEITER-SATZ Light conductor set for non-motor coach	13481107	013
4	FENSTER-SATZ Window set for non-motor coach	14481107	018
5	BESCHWERUNG Ballast	00164438	016
7	KUEHLKASTEN F.4471 Air condition box	00194622	008
64	GEHÄUSE KPL.FÜR TRIEBWAGEN OHN Non-motorized coach body	20481310	---
65	DACH KPL.F. TRIEBWAGEN O.MOTOR Roof for non-motorized coach body	22481107	020
66	WAGENBODEN F.4471 O.MOT. Floor plate for non-motorized coach body	00304470	018
67	MOTORDREHGESTELLBLOCK Motor bogie block	00314470	021
9	BUEGEL F.INNENBELEUCHTUNG Illumination contact plate	00354430	009
69	DREHGEST.RAHMEN M.KONT.4471-3 Bogie framework with contacts	00374471	012
10	KUPPLUNGSADAPTER Coupling adaptor	00384001	006
12	DREHGESTELLRAHMEN Bogie framework (front)	00414470	011
13	ANTRIEBSRAHMEN M.LOKFUEH Interior fitting/bogie reception with driver	00454470	020
19	L.RAD O.Z.O.N.ISO Loco wheel w/o gear, w/o. trac. tyre, insulated	00514182	006
24	RADSATZ EINS.ISO 25MM Wheelset, single side insulated	00534009	007